

RSNA Education Resources

2007-2008

RSNA is committed to providing the very best in educational materials in the radiologic subspecialties. Our broad selection of educational content is expressly designed to support lifelong learning and self-assessment.

RSNA Education



ABDOMINAL IMAGING

Categorical Course in Diagnostic Radiology: Genitourinary—Adrenal, Retroperitoneum, and Transplant Evaluation

Item # RSP1606 NEW

Evan S. Siegelman, MD; Susan Hilton, MD; Nicholas Papanicolaou, MD; Myron A. Pozniak, MD

The imaging features of the commonly encountered adrenal gland and retroperitoneal lesions are identified, as well as the role of imaging in the evaluation of the transplanted kidney. Includes a discussion of the anatomic origin/location and relationship to adjacent spaces of focal and diffuse retroperitoneal pathology.

AMA PRA Category 1 Credits™
Available: 1.75

Content Codes: CT, GU, MR, US

Imaging of Cystic Pancreatic Neoplasms: Diagnosis and Management

Item # RSP1706 NEW

Alec J. Megibow, MD, MPH

This is a review of MDCT and MR imaging features of cystic pancreatic neoplasms, and of the different etiologies involved. Also included is discussion of clinical and radiologic criteria predictive of malignancy.

AMA PRA Category 1 Credits™
Available: 0.75

Content Codes: CT, GI, MR, OI

From Safety to Protocol Design: Optimize Your Abdomen MR Imaging Protocols

Item # RSP2106 NEW

Ivan Pedrosa, MD

Acquisition parameters can affect image quality and diagnostic accuracy of abdominal MR imaging examinations. This is a review of those parameters, as well as of the current protocols for abdominal MR imaging.

AMA PRA Category 1 Credits™
Available: 0.75

Content Codes: GI, GU, MR, PH, QA

Imaging of Pancreatic Neoplasms: Optimal CT and MR Techniques

Item # RSP2206 NEW

Desiree E. Morgan, MD

Understand the factors that affect contrast and scanning modifications necessary for MDCT, as well as those that affect contrast timing and data acquisition during MR imaging of the the pancreas.

AMA PRA Category 1 Credits™
Available: 0.75

Content Codes: CT, GI, MR, OI

From Safety to Protocol Design: Optimize Your Pelvis MR Imaging Protocols

Item # RSP2506 NEW

Masoom A. Haider, MD

This course offers a clear description of a core MR imaging protocol for the pelvis. Methods for reducing artifacts in pelvic MR imaging are discussed, as well as protocol refinements for specific pelvic MR imaging indications.

AMA PRA Category 1 Credits™
Available: 0.75

Content Codes: GI, GU, MR, PH, QA

Imaging of Pancreatic Neoplasms: Staging Pancreatic Adenocarcinoma

Item # RSP2906 NEW

Joel G. Fletcher, MD

Along with reviewing the typical and atypical imaging appearance of pancreatic tumors, this course looks at the common mimics of pancreatic tumors. A discussion of the AJCC staging criteria of pancreatic tumors is included.

AMA PRA Category 1 Credits™
Available: 0.75

Content Codes: CT, GI, MR, OI

Improving Your Practice of US: Abdominal Doppler—Useful or Not?

Item # RSP1305

Anne R. Buckley, MBCh

AMA PRA Category 1 Credits™
Available: 0.75

Content Codes: GI, US, QA

CT Colonography: Practical Applications for Your Practice

Item # RSP2204

Elizabeth G. McFarland, MD; Michael Macari, MD

AMA PRA Category 1 Credits™
Available: 1.75

Content Codes: GI, CT

CT of Bowel Obstruction and Ischemia

Item # RSP2704

Pablo R. Ros, MD, MPH; Michael P. Federle, MD

AMA PRA Category 1 Credits™

Available: 1.5

Content Codes: GI, CT

HEAD AND NECK IMAGING

Thyroid Nodules and Cancer: Clinical Evaluation of Nodules

Item # RSP1106 NEW

Susan Mandel, MD

Includes a clear description of the role of sonography in the detection and characterization of thyroid nodules. A review of the epidemiology of thyroid nodules and thyroid carcinoma leads to discussion of the recommendations for thyroid fine needle aspiration biopsy.

AMA PRA Category 1 Credits™
Available: 0.75

Content Codes: RO, US, HN, OI

Thyroid Nodules and Cancer: Indications for Ultrasound and Fine Needle Aspiration

Item # RSP1206 NEW

Jill E. Langer, MD

With a focus on the sonographic imaging features of thyroid nodules that carry increased risk of malignancy, this course includes a practical discussion of the use of thyroid fine needle aspiration biopsy.

AMA PRA Category 1 Credits™
Available: 0.75

Content Codes: RO, US, HN, OI

Thyroid Nodules and Cancer: Role of CT and MR in Evaluating Thyroid Cancer

Item # RSP1306 NEW

Laurie A. Loevner, MD

This is a thorough discussion of the role of cross-sectional imaging in the detection and treatment of metastatic thyroid carcinoma. The focus is on describing the CT and MR imaging features of thyroid nodules.

AMA PRA Category 1 Credits™
Available: 0.75

Content Codes: CT, MR, RO, HN, OI

The Skull Base: Cranial Nerves—Orbit, Optic Pathways, and Vision Loss

Item # RSP1906 **NEW**

Jane L. Weissman, MD

See how to apply imaging techniques to solve clinical questions about the orbits and vision, especially involving cranial nerves II, III, IV, and VI. This course will help to recognize pathology and normal appearance of these structures and others on CT and MR imaging.

AMA PRA Category 1 Credits™

Available: 0.75

Content Codes: CT, MR, NR, HN

Sinonasal Imaging: Nasal Obstruction and Sinonasal Masses

Item # RSP2706 **NEW**

C. Douglas Phillips, MD

Look at the current imaging techniques available for evaluating nasal masses. With a description of congenital, infectious/inflammatory, and neoplastic lesions that present as nasal masses, understand the imaging features of a variety of nasal masses.

AMA PRA Category 1 Credits™

Available: 0.75

Content Codes: NR, HN

MDCT of Facial Trauma

Item # RSP2806 **NEW**

Robert A. Novelline, MD

This course describes the indications and optimal protocols for the MDCT examination of patients with suspected facial fractures. CT imaging findings of a variety of common and uncommon facial injuries are described.

AMA PRA Category 1 Credits™

Available: 0.75

Content Codes: CT, ER, HN

Ear, Nose, and Throat-related Emergencies: Maxillofacial and Orbital Trauma

Item # RSP1905

Alisa D. Gean, MD

AMA PRA Category 1 Credits™

Available: 0.75

Content Codes: HN, NR, ER

Ear, Nose, and Throat-related Emergencies: Intracranial Complications of Sinusitis and Otomastoiditis

Item # RSP2005

Christine M. Glastonbury, MBBS

AMA PRA Category 1 Credits™

Available: 0.75

Content Codes: HN, NR, ER

Head and Neck Cancer

Item # RSP1604

Peter M. Som, MD; Daniel W. Williams, MD

AMA PRA Category 1 Credits™

Available: 1.75

Content Codes: HN, RO

Essentials of Brain MR

Item # RSP1904

James G. Smirniotopoulos, MD; Howard A. Rowley, MD; Robert D. Zimmerman, MD

AMA PRA Category 1 Credits™

Available: 1.75

Content Codes: NR, MR

Head and Neck: Pitfalls and Imaging Applications

Item # RSP2304

Lawrence E. Ginsberg, MD; Robert B. Lufkin, MD

AMA PRA Category 1 Credits™

Available: 1.75

Content Codes: HN, CT, MR, NM

Comprehensive Imaging for Acute Stroke Treatment

Item # RSP2804

Howard A. Rowley, MD; Vincent P. Mathews, MD

AMA PRA Category 1 Credits™

Available: 1.75

Content Code: NR

MUSCULOSKELETAL IMAGING

The Elbow: Sports Imaging

Item # RSP2306 **NEW**

Theodore T. Miller, MD

This course features a special emphasis on identifying MR imaging manifestations of sports injuries of the elbow, including those of ligament and tendon. Along with a review of the osseous and soft tissue anatomy of the elbow, it includes techniques for optimizing MR imaging protocols for studying diseases of the elbow.

AMA PRA Category 1 Credits™

Available: 0.75

Content Codes: MK, MR

Update Course in Diagnostic Radiology: Musculoskeletal Imaging: Exploring New Limits—Shoulder Imaging

Item # RSP1704

Michael J. Tuite, MD; William B. Morrison, MD

AMA PRA Category 1 Credits™

Available: 1.25

Content Codes: MK, MR

Update Course in Diagnostic Radiology: Musculoskeletal Imaging: Exploring New Limits—Musculoskeletal Imaging with Multidetector Row CT

Item #: RSP2104

Georges Y. El-Khoury, MD; Diego B. Nunez, Jr, MD, MPH; Joshua M. Farber, MD

AMA PRA Category 1 Credits™

Available: 1.75

Content Codes: MK, CT

Categorical Course in Diagnostic Radiology: Emergency Radiology—Imaging of Spine Trauma

Item # RSP2404

C. Craig Blackmore, MD, MPH; Friedrich M. Lomoschitz, MD

AMA PRA Category 1 Credits™

Available: 1.25

Content Codes: MK, NR, ER

Imaging of Spinal Trauma and Spinal Cord Injury

Item # RSP2604

Adam E. Flanders, MD; John A. Carrino, MD; William B. Morrison, MD

AMA PRA Category 1 Credits™

Available: 1.75

Content Codes: MK, NR, ER

THORACIC IMAGING

New Thoracic Imaging Technologies: 64-Slice Multidetector CT and PET/CT Enhanced

Item # RSP2006 **NEW**

James F. Gruden, MD; Reginald F. Munden, DMD, MD

With a focus on the value of fused imaging compared to standard CT or PET imaging, this is in part a discussion of the future direction of PET/CT imaging of the thorax. Also included is a review of important indications for thoracic PET/CT.

AMA PRA Category 1 Credits™

Available: 1.00

Content Codes: CH, CT, NM

Computer-aided Measurement and Analysis of CT Images of the Lungs

Item # RSP2606 **NEW**

Anthony P. Reeves, PhD

A clear look at the benefits and limitations of current and future computer-aided methods for lesion characterization. This course looks at sources of error in measuring pulmonary nodules in CT images and identifies situations in which volumetric measurements may have low reliability.

AMA PRA Category 1 Credits™

Available: 0.75

Content Codes: CH, CT, PH, RS

Case-Based Review: Approach to Diffuse Lung Disease

Item # RSP2305

Thomas E. Hartman, MD; Ann N. Leung, MD; Nestor L. Müller, MD, PhD

AMA PRA Category 1 Credits™

Available: 1.75

Note: The CD-ROM for this title is PC compatible only.

Content Codes: CH, CT

Update Course: Advances in Digital Radiography—Digital Radiographic Advanced Image Processing: Computer-aided Diagnosis Methods for Lung Cancer

Item # RSP3205

Kunio Doi, PhD

AMA PRA Category 1 Credits™

Available: 0.75

Content Codes: CH, PH

Imaging of Pulmonary Vascular Disease

Item # RSP1304

Martine J. Remy-Jardin, MD; John R. Mayo, MD

AMA PRA Category 1 Credits™

Available: 1.75

Content Codes: CH, VI

Lung Cancer Screening and Staging

Item # RSP1404

Phillip Costello, MD; Francine L. Jacobson, MD, MPH; James G. Ravenel, MD

AMA PRA Category 1 Credits™

Available: 1.75

Content Codes: CH, CT, HP

WOMEN'S IMAGING

Categorical Course in Diagnostic Radiology: Genitourinary—Benign Disease in the Female Pelvis

Item # RSP1806 **NEW**

Jill E. Langer, MD; Julia R. Fielding, MD

This course begins with a review of the indications for imaging the pelvic floor. It continues with a discussion of the MR protocol for imaging the pelvic floor. Important descriptions of the sonographic and cross-sectional imaging appearance of common conditions that cause acute pain in the female pelvis are included.

AMA PRA Category 1 Credits™

Available: 1.00

Content Codes: ER, GU, MR, OB, US

Categorical Course in Diagnostic Radiology: Breast Imaging—Breast MR: Staging and Assessment of Treatment

Item # RSP1805

Robyn L. Birdwell, MD

AMA PRA Category 1 Credits™

Available: 0.75

Content Codes: BR, MO, OI, RO

Breast Imaging—Digital Mammography: Principles, Equipment, Technique, and Clinical Results

Item # RSP2105

Carl J. D'Orsi, MD

AMA PRA Category 1 Credits™

Available: 0.75

Content Codes: BR, MO

Update Course: Advances in Digital Radiography—Digital Radiographic Advanced Image Processing: Limitations and Future Directions of Breast Computer-aided Diagnosis

Item # RSP2705

Joseph Y. Lo, PhD

AMA PRA Category 1 Credits™

Available: 0.75

Content Codes: BR, PH

Categorical Course in Diagnostic Radiology: Breast Imaging—Current Status of MRI in Screening for Breast Cancer

Item # RSP3005

Carol H. Lee, MD

AMA PRA Category 1 Credits™

Available: 0.75

Content Codes: BR, MR, OI, RO

Categorical Course in Diagnostic Radiology: Breast Imaging—Proficiency in Digital Mammography: Interpretive Skills, Computer-aided Detection, and Double Reading

Item # RSP3105

Linda Warren-Burhenne, MD

AMA PRA Category 1 Credits™

Available: 0.75

Content Codes: BR, MO

Categorical Course in Diagnostic Radiology Physics: Advances in Breast Imaging—Physics, Technology, and Clinical Applications: Breast Anatomy, Pathology, and Diagnosis of Disease

Item # RSP1004

Stephen A. Feig, MD

AMA PRA Category 1 Credits™

Available: 1.25

Content Codes: BR, MO, RO, PH

Improving Your Practice of Ultrasound: Breast

Item # RSP2904

Wendie A. Berg, MD, PhD; Nancy A. Wadden, MD

AMA PRA Category 1 Credits™

Available: 1.75

Content Codes: BR, US

OTHER PRACTICE CONSIDERATIONS

Important Issues in Radiology Practice and Management: Governance and Service Metrics

Item # RSP1506 **NEW**

Lawrence R. Muroff, MD; Patricia L. Riskind, MBA

This course is a practical approach to important practice management issues including developing suitable contracts and governance structure, optimizing efficiency, and development of practice policies and protocols.

AMA PRA Category 1 Credits™

Available: 1.25

Content Codes: HP, MA

Ethical Considerations in Radiology: The Meaning of Professionalism

Item # RSP2406 **NEW**

Howard Mann, MD

A review of medicine's recognition as a profession provides a unique look at professionalism and the privileges and obligations of practicing physicians.

AMA PRA Category 1 Credits™

Available: 0.75

Content Codes: ED, PR

Funding Opportunities at NIH and NCI

Item # RSP1005

Daniel C. Sullivan, MD

AMA PRA Category 1 Credits™

Available: 0.75

Content Codes: MI, NM, HP

Design Considerations for the Digital Department: A Hospital Architect's Perspective

Item # RSP1605

Bill Rostenberg, FAIA, FACHA

AMA PRA Category 1 Credits™

Available: 0.75

Content Codes: MA, OT

SPECIAL INTEREST

Angiomatous Lesions: From Head to Toe

Item # RSP1006 **NEW**

Mark D. Murphey, MD; Jeffrey R. Galvin, MD;

Ellen M. Chung, MD; Kelly K. Koeller, MD;

Angela D. Levy, MD

This course defines the characteristic imaging patterns of angiomatous lesions. Included is a discussion of management of these lesions based on their clinical and pathologic features.

AMA PRA Category 1 Credits™

Available: 1.75

Content Code: GN

Obtaining Approval for Clinical Use of Molecular Imaging Probes

Item # RSP1105

John Hoffman, MD

AMA PRA Category 1 Credits™

Available: 0.75

Content Codes: MI, NM, HP

Improving Your Practice of US: Ultrasound Determination of Significant Carotid Stenosis

Item # RSP1205

Edward G. Grant, MD

AMA PRA Category 1 Credits™

Available: 0.75

Content Codes: US, VI, QA

Imaging Modalities and Instrumentation: Optical Imaging

Item # RSP1505

Brad Rice, PhD

AMA PRA Category 1 Credits™

Available: 0.75

Content Codes: MI, NM

Principles of Cancer Screening

Item # RSP1705

William C. Black, MD

AMA PRA Category 1 Credits™

Available: 0.75

Content Codes: OI, RO

Molecular Biology for Radiologists: An Introduction and Overview

Item # RSP2605

Martin G. Pomper, MD, PhD

AMA PRA Category 1 Credits™

Available: 1.00

Content Code: MI

Lymphoma from Head to Toe

Item # RSP2905

Angela D. Levy, MD; Jeffrey R. Galvin, MD;

Paula J. Woodward, MD; Mark D. Murphey, MD;

Ellen M. Chung, MD; Kelly K. Koeller, MD

AMA PRA Category 1 Credits™

Available: 1.75

Content Codes: RO, GN

Improving Your PET Practice: Lessons Learned in Clinical Practice

Item # RSP1104

Harry Agress, Jr, MD; Paul D. Shreve, MD

AMA PRA Category 1 Credits™

Available: 1.75

Content Codes: CT, NM, HP

Update Minicourse on CT Physics and Technology: Principles of Single-Slice and Multislice CT

Item # RSP1204

Lee W. Goldman, MS

AMA PRA Category 1 Credits™

Available: 1.75

Content Codes: CT, PH

Multidetector CT in Pediatrics

Item # RSP1504

Marilyn J. Siegel, MD; Donald P. Frush, MD;

Alan S. Brody, MD

AMA PRA Category 1 Credits™

Available: 1.75

Content Codes: CT, PD

Essentials of Pediatric Imaging

Item # RSP2004

Tal Laor, MD; Carlos J. Sivit, MD;

Randy R. Richardson, MD

AMA PRA Category 1 Credits™

Available: 1.75

Content Code: PD

Ischemia: From Head to Toe

Item # RSP2504

Jeffrey R. Galvin, MD; Angela D. Levy, MD;

Paula J. Woodward, MD; Geoffrey A. Agrons, MD;

Mark D. Murphey, MD

AMA PRA Category 1 Credits™

Available: 1.75

Content Code: VI

CME programs are available in the following formats:


	Member	Non-Member
Online:	Free	Not Available*
CD-ROM:	\$55	\$80

* Non-members have access to view any refresher course program online but are restricted from accessing the accompanying CME test.

For specific learning objectives, more information or to order, go to RSNA.org/education/catalog (24 hours) or call 1-800-272-2920 (8:30 AM–4:30 PM CT).

2006 SYLLABI

2006 Categorical Course in Diagnostic Radiology: Genitourinary Radiology



Item # SS0601

Parvati Ramchandani, MD

AMA PRA Category 1 Credits™ Available

Topics Include:

- CT and MR Urography
- Imaging Uterine and Cervical Malignancy
- Acute Scrotal Pain: Imaging Evaluation for a More Specific Diagnosis
- Imaging Evaluation of Renal Transplants
- Medical-Legal Issues in Genitourinary Imaging

	Member	Non-Member
Print/CD Syllabus:	\$85	\$110
CD-ROM Only:	\$45	\$60
Online PDF:	\$45	\$60

2006 Categorical Course in Diagnostic Radiology Physics: From Invisible to the Visible—The Science and Practice of X-ray Imaging and Radiation Dose Optimization



Item # SS0602

Donald P. Frush, MD; Walter Huda, PhD

Topics Include:

- Measures of Image Quality
- Radiation Risk in Diagnostic Radiology
- Clinical Practice: Controlling Adult and Pediatric Radiation Dose and Study Quality
- Special Procedures (Angiography): Dose and Image Quality in Clinical Practice
- Mammography: Dosimetry, Screen-Film, Digital

	Member	Non-Member
Print/CD Syllabus:	\$75	\$100
CD-ROM Only:	\$45	\$60
Online PDF:	\$45	\$60

2005 SYLLABI

2005 Categorical Course in Diagnostic Radiology: Breast Imaging



Item # SS0501

Stephen A. Feig, MD

AMA PRA Category 1 Credits™ Available

Topics Include:

- Mammography, Digital Mammography, and Mammography-guided Biopsy
- Breast Ultrasound: Reference and Interpretation
- MR Imaging of the Breast
- Clinical Practice Issues for Breast Imagers

	Member	Non-Member
Print/CD Syllabus:	\$85	\$110
CD-ROM Only:	\$45	\$60
Online PDF:	\$45	\$60

2005 Categorical Course in Diagnostic Radiology Physics: Multidimensional Imaging Processing, Analysis, and Display



Item # SS0502

Samuel G. Armato III, PhD; Matthew S. Brown, PhD

Topics Include:

- Three-dimensional Image Processing, Analysis, and Visualization
- Sinogram and k-space Data, Preprocessing for Artifact Reduction
- Three- and Four-dimensional Image Registration
- Computer-aided Diagnosis in Cardiothoracic, Breast, and Abdominal Neuroradiology

	Member	Non-Member
Print/CD Syllabus:	\$75	\$100
CD-ROM Only:	\$45	\$60
Online PDF:	\$45	\$60

2007 SYLLABUS

2007 Categorical Course in Diagnostic Radiology: Clinical PET and PET/CT Imaging



Item # SS0701 (Available after 11/25/07)

Richard L. Wahl, MD

AMA PRA Category 1 Credits™ Available


Topics Include:

- PET Basics and Imaging Protocols
- PET for Movement Disorders, Cerebrovascular Disease, and Epilepsy
- National Oncologic PET Registry
- Clinical Cardiac PET/CT
- Emerging PET Applications

	Member	Non-Member
Print/CD Syllabus:	\$85	\$110
CD-ROM Only:	\$45	\$60
Online PDF:	\$45	\$60

2004 SYLLABI

2004 Categorical Course in Diagnostic Radiology Physics: Advances in Breast Imaging: Physics, Technology, and Clinical Applications



Item # SS0401


Andrew Karellas, PhD; Maryellen L. Giger, PhD

Topics Include:

- Breast Disease: Anatomy, Pathology, and Diagnosis
- Screening Mammography Issues and Controversies
- Computer-aided Diagnosis for Screening Mammography
- Physics and Technical Aspects of Breast Imaging

	Member	Non-Member
Print/CD Syllabus:	\$50	\$60
CD-ROM Only:	\$30	\$40
Online PDF:	\$20	\$30

2004 Categorical Course in Diagnostic Radiology: Emergency Radiology



Item # SS0402

Fredrick A. Mann, MD


Topics Include:

- The Emergence of Emergency Radiology
- Imaging of Blunt Chest Trauma
- Imaging the Pediatric Patient with Acute Abdominal Disease
- Imaging Spine Injury in the Elderly
- Imaging of Upper Extremity Injuries in Children

	Member	Non-Member
Print/CD Syllabus:	\$50	\$60
CD-ROM Only:	\$30	\$40
Online PDF:	\$20	\$30

2003 SYLLABI

2003 Categorical Course in Diagnostic Radiology: Musculoskeletal Imaging—Exploring New Limits



Item # SS0301


Kenneth A. Buckwalter, MD; Mark J. Kransdorf, MD

Topics Include:

- Sports Injury and Intervention
- MR Imaging of Shoulder Instability
- Multidetector Row CT in a Busy Orthopedic Practice
- Lumbar Spine Anatomy for the Interventionalist
- Tendon Abnormalities in the Ankle: An Update

	Member	Non-Member
Print/CD Syllabus:	\$50	\$60
CD-ROM Only:	\$30	\$40
Online PDF:	\$20	\$30

2003 Categorical Course in Diagnostic Radiology Physics: Advances in Digital Radiography



Item # SS0302

Ehsan Samei, PhD; Michael J. Flynn, PhD

Topics Include:

- Digital Radiography Technology
- Principles of CRT/LCD Display Devices
- DICOM Implementation for Digital Radiography
- Stereoscopic and Biplane Imaging
- Clinical Utilization of Computer-aided Detection in Mammography

	Member	Non-Member
Print/CD Syllabus:	\$50	\$60
CD-ROM Only:	\$30	\$40
Online PDF:	\$20	\$30

Content Codes for CME Categories:

CME codes are assigned in the following order: organ system, modality, and other practice considerations. Up to three CME codes of each subtype are allowed, listed alphabetically based upon the abbreviation within the subtype (ie, O₁, O₂, O₃, M₁, M₂, M₃, OT₁, OT₂, OT₃).

BR	Breast
CA	Cardiac Radiology
CH	Chest Radiology
CT	Computed Tomography
ED	Education
ER	Emergency Radiology
GI	Gastrointestinal Radiology
GN	General
GU	Genitourinary Radiology
HN	Head and Neck
HP	Health Policy
IN	Informatics
MA	Management
MI	Molecular Imaging
MK	Musculoskeletal Radiology
MO	Mammography
MR	Magnetic Resonance Imaging
NM	Nuclear Medicine
NR	Neuroradiology
OB	Obstetric/Gynecologic Radiology
OI	Oncologic Imaging
OT	Other
PD	Pediatric Radiology
PH	Physics and Basic Science
PR	Professionalism
QA	Quality Assurance/Quality Improvement
RO	Radiation Oncology
RS	Research and Statistical Methods
US	Ultrasound
VI	Vascular and/or Interventional Radiology

RSNA® Education

Visit the RSNA Education Portal at RSNA.org/Education

- InteractED®
Online education resource offering over 300 peer-reviewed programs
- Self-Assessment Modules (SAMs)
Peer-reviewed self-assessment materials in a variety of subspecialty areas
- RSNA CME Credit Repository
Store and print your CME credits
- Education Center Store
Search and purchase RSNA education resources online

To order CME programs or syllabi listed in this brochure:

- Use the order form below
- Order online at RSNA.org/education/catalog (24 hours)
- Call us at 1-800-272-2920 (8:30 AM-4:30 PM CT).

Education Resources Order Form

Mail your form or fax it to 1-630-590-7710

Name _____

Address 1 _____

Address 2 _____

City _____

State/Province _____

Zip/Postal Code _____

RSNA Member Non-Member

RSNA Member # _____

Phone _____

Fax _____

E-mail _____

Item #	Format	Price
<i>All orders must be prepaid by credit card or a check drawn on US bank in US dollars. RSNA does not accept purchase orders.</i>		Subtotal
		Shipping & Handling
		Total

Payment Information

Payment by Check (make check payable to RSNA) *RSNA does not accept purchase orders.*

Payment by Credit Card:

- VISA MasterCard Discover American Express Diners Club

Credit Card Number _____

Expiration Date _____

Cardholder's Signature _____

Print name as it appears on card _____

In the US and Canada call: 1-800-272-2920. Outside the US call: 1-630-368-3753. Fax: 1-630-590-7710.

Mail Form to:

RSNA Education Center
820 Jorie Blvd
Oak Brook, IL 60523
USA

Shipping	Under \$120	\$121-250	Over \$250
United States, Mexico, Canada	\$10	\$15	\$25
Europe, Africa, South America	\$15	\$25	\$35
Pacific Rim, Asia	\$20	\$30	\$40



Printed on 10% recycled paper